

MAKING PICTOGRAMS

MATERIALS:

Crayons, Black Sharpie, Paper



What do you think this is?

Tree

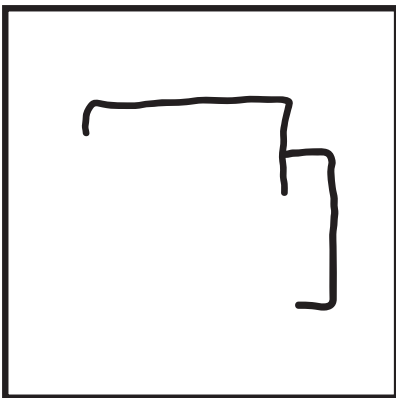
WHAT IS A PICTOGRAM?

Little pictures that show meaning to the reader.


Think of something you want to make into a pictogram. Could be anything but keep it easy. Examples are sleeping, eating, jump, hungry, etc. How would you draw these in a simple picture? Draw out many ideas and pick your favorite.

FOLLOW THIS EXAMPLE TO DRAW MY SLEEPY PICTOGRAM:


STEP 1: Draw this shape. Think of two C shapes.




STEP 2: Now draw the hair and half face shape.




STEP 3: Draw the eyes, mouth, nose, and lashes.




STEP 4: Now draw the hand. Look at your own hand while drawing.



STEP 5: Now connect the hand to the rest of the body.



STEP 6: Final details! Add the fingernails and line for the wrist. Now color! 😊



NOW GO HAVE FUN MAKING YOUR OWN!!! 🙌 😊 🐾 👍 🙌 🐾